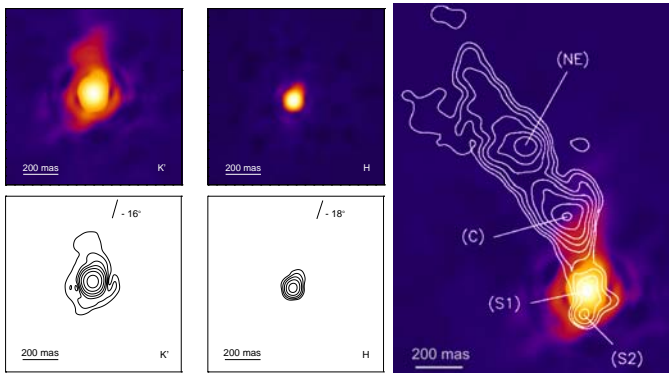


**Abstract.** Interferometry in the infrared is able to resolve the sub-parsec-scale dust environment surrounding the accretion disk of AGN. The first diffraction-limited  $K'$ -band ( $2.15 \mu\text{m}$ ) image of NGC 1068 with 74 mas resolution and the first  $H$ -band ( $1.65 \mu\text{m}$ ) image with 57 mas resolution were reconstructed from speckle interferograms obtained with the SAO 6 m telescope. The resolved structure consists of a compact core and an extended northern and south-eastern component. The compact core has a north-western, tail-shaped extension. The  $K'$ -band FWHM diameter of this compact core is approximately  $18 \times 39 \text{ mas}$  ( $\pm 4 \text{ mas}$ ) or  $1.3 \times 2.8 \text{ pc}$ , and the position angle (PA) of the north-western extension is  $-16^\circ$ . The PA of  $-16^\circ$  is similar to that of the western wall of the ionization cone. This suggests that the  $H$ - and  $K'$ -band emission from the compact core is both thermal emission and scattered light from dust near the western wall of a low-density, conical outflow cavity or from the innermost region of a parsec-scale dusty torus. The first  $K'$ -band long-baseline interferometry of the nucleus of NGC 1068 with resolution  $\lambda/B \sim 10 \text{ mas}$  was obtained with the ESO VLTI. A squared visibility amplitude of  $16 \pm 4\%$  was measured at a baseline of 46 m. Taking into account  $K'$ -band speckle interferometry observations, the VLTI observations suggest a multi-component structure, where part of the flux originates from scales clearly smaller than  $\sim 5 \text{ mas}$  or  $0.4 \text{ pc}$ . In addition to NGC 1068, the Seyfert galaxies NGC 7469 and NGC 4102 were investigated using bispectrum speckle interferometry.

## Bispectrum speckle interferometry of the Seyfert 2 galaxy NGC 1068

Diffraction-limited  $K$ -,  $K'$ -, and  $H$ -band images with 76, 74, and 57 mas resolution, respectively, were reconstructed from speckle interferograms obtained with the SAO 6 m telescope using bispectrum speckle interferometry (Wittkowski et al. 1998; Weigelt et al. 2004). The resolved structure consists of a compact core and an extended northern and south-eastern component. The compact core has a north-western, tail-shaped extension. The  $K'$ -band FWHM diameter of this resolved compact core is  $\sim 18 \times 39 \text{ mas}$  or  $1.3 \times 2.8 \text{ pc}$ . The position angle of the north-western extension is  $-16 \pm 4^\circ$ . The extended northern component (PA  $\sim 0^\circ$ ) has an elongated structure with a length of about 400 mas or 29 pc.



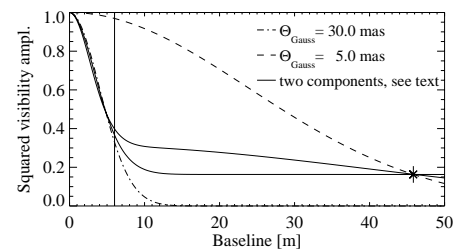
**Figure 1: Left, top and bottom:** Diffraction-limited  $K'$ -band image of NGC 1068 reconstructed by bispectrum speckle interferometry. The image shows the compact core with its tail-shaped, north-western extension at a PA of  $\sim -16^\circ$  as well as the northern and south-eastern extended components. North is up, and east is to the left. **Middle, top and bottom:** Diffraction-limited  $H$ -band image. **Right:** MERLIN 5 GHz contour map (Gallimore et al. 1996) superposed on our  $K'$  image. The center of the radio component S1 coincides with the center of the  $K'$  peak.

The PA of  $-16 \pm 4^\circ$  of the compact  $18 \times 39 \text{ mas}$  core is very similar to that of the western wall (PA  $\sim -15^\circ$ ) of the ionization cone. This suggests that the  $H$ - and  $K'$ -band emission from the compact core is both thermal emission and scattered light from dust near the western wall of a conical outflow cavity or from the innermost region of a parsec-scale dusty torus (the dust sublimation radius of NGC 1068 is approximately  $0.1 - 1 \text{ pc}$ ). The northern extended 400 mas structure lies near the western wall of the ionization cone and coincides with the inner radio jet.

The  $K'$ -band emission from the compact  $18 \times 39 \text{ mas}$  core can be interpreted as scattered and direct thermal radiation of hot dust near its sublimation temperature. Various models have been published for NGC 1068 (e.g., Pier & Krolik 1992; Granato & Danese 1994; Nenkova et al. 2002). All these models try to fit the SED of Rieke & Low (1975) with a  $K$ -band flux of  $0.3 \pm 0.1 \text{ Jy}$ . Torus models which can explain the observed infrared SED by emission exclusively from the torus were presented by Granato et al. (1997). Due to the proposed clumpiness of the torus (Krolik & Begelman 1988; Nenkova et al. 2002; Vollmer et al. 2004) there is a possibility that a fraction of the NIR flux of the central source reaches us directly without being strongly absorbed. Therefore, a non-negligible contribution may come from an optically thick, geometrically thin standard accretion disk surrounding the central engine or from the high-frequency tail of synchrotron emission of the radio component S1 if it is actually optically thin synchrotron radiation (Beckert & Duschl 1997; Wittkowski et al. 1998).

## VLTI long-baseline interferometry of NGC 1068

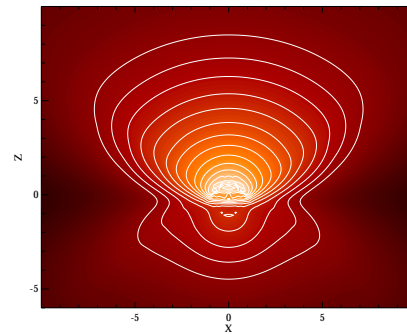
The first near-infrared  $K$ -band long-baseline interferometry of the nucleus of NGC 1068 with resolution  $\lambda/B \sim 10 \text{ mas}$  was obtained with the Very Large Telescope Interferometer (VLTI; two 8.2 m telescopes; Wittkowski et al. 2004). The adaptive optics system MACAO was employed to deliver wavefront-corrected beams to the  $K$ -band instrument VINCI. A squared visibility amplitude of  $16.3 \pm 4.3\%$  was measured for NGC 1068 at a sky-projected baseline length of 45.8 m (see Fig. 2). This value corresponds to a FWHM size of the observed  $K$ -band structure of  $5.0 \pm 0.5 \text{ mas}$  ( $0.4 \pm 0.04 \text{ pc}$ ) if it consists of a single Gaussian component. Taking into account  $K$ -band speckle interferometry observations (Wittkowski et al. 1998; Weinberger et al. 1999; Weigelt et al. 2004), these observations suggest a multi-component structure for the intensity distribution, where one part of the flux originates from scales clearly smaller than  $\sim 5 \text{ mas}$  or  $0.4 \text{ pc}$  and another part from larger scales. The  $K$ -band emission from the small (less than 5 mas) scales might arise from the substructure of the dusty torus or directly from the central accretion flow viewed through only moderate extinction.



**Figure 2:** Synthetic squared visibility function for a 5 mas (dashed line) Gaussian, a 30 mas (dashed-dotted line) Gaussian, and two examples (solid lines) of a two-component model where (upper line/lower line) 56%/40% of the total flux comes from a 3 mas/0.1 mas Gaussian and the remaining 44%/60% from a 54 mas/42 mas Gaussian (FWHM). Measurements are available for baselines  $B = 46 \text{ m}$  and up to  $B = 6 \text{ m}$ . Both measurements are only matched if the small component has a size clearly below  $\sim 5 \text{ mas}$  and only if part of the total flux in our FOV arises from this small component.

## Clumpy torus model

To explain the torus substructure in NGC 1068 mentioned above, the existence of cold and dusty clouds in a geometrically thick torus with only a few clouds along the line of sight is required. We have applied the radiative transfer treatment in a clumpy medium (Nenkova et al. 2002) to our dynamical model of clouds in the torus of NGC 1068 (Beckert & Duschl 2004). The resulting model image (Fig. 3) allows a comparison with the structures (size, shape, and flux) seen in Fig. 1.



**Figure 3:**  $K$ -band surface brightness of a clumpy torus model for an inclination of  $70^\circ$ . The dynamic range of the contour levels is  $2^{13}$ . The linear scale of the image is in units of the dust sublimation radius. The brightest region is the illuminated inner wall on the opposite side of the torus.

## References

- Beckert, T. & Duschl, W. J. 1997, A&A, 328, 95  
 Beckert, T. & Duschl, W. J. 2004, A&A, 426, 445  
 Gallimore, J.F., Baum, S.A., O'Dea, C.P. et al. 1996, ApJ, 464, 198  
 Granato, G. L. & Danese, L. 1994, MNRAS, 268, 235  
 Granato, G. L., Danese, L., & Franceschini, A. 1997, ApJ, 486, 147  
 Krolik, J. H. & Begelman, M. C. 1988, ApJ, 329, 702  
 Nenkova, M., Ivezić, Ž., & Elitzur, M. 2002, ApJ, 570, L9  
 Pier, E. A., Antonucci, R., Hurt, T., Kriss, G., & Krolik, J. 1994, ApJ, 428, 124  
 Pier, E. A. & Krolik, J. H. 1992, ApJ, 401, 99  
 Rieke, G. H. & Low, F. J. 1975, ApJ, 199, L13  
 Vollmer, B., Beckert, T., & Duschl, W. J. 2004, A&A, 413, 949  
 Weigelt, G., Wittkowski, M., Balega, Y., et al. 2004, A&A, 425, 77  
 Weinberger, A. J., Neugebauer, G., & Matthews, K. 1999, AJ, 117, 2748  
 Wittkowski, M., Balega, Y., Beckert, T., et al. 1998, A&A, 329, L45  
 Wittkowski, M., Kervella, P., Arsenault, R., et al. 2004, A&A, 418, L39